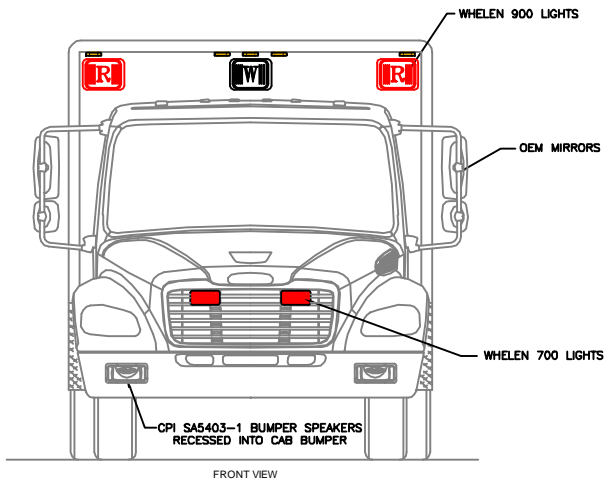
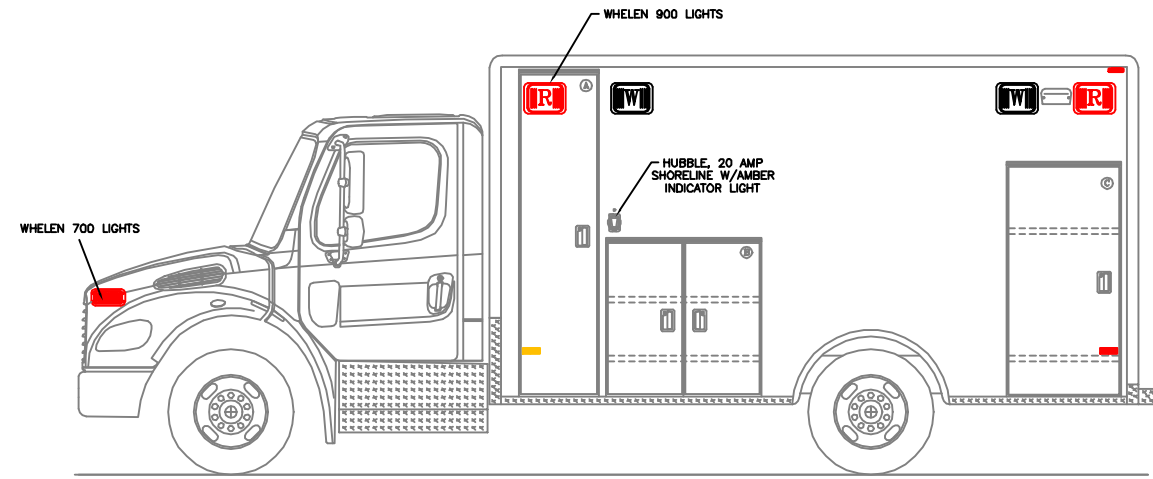


CUSTOM DESIGNED FOR
TITAN FREIGHTLINER 72" HR
 BY
**P.L. CUSTOM
 EMERGENCY VEHICLES**

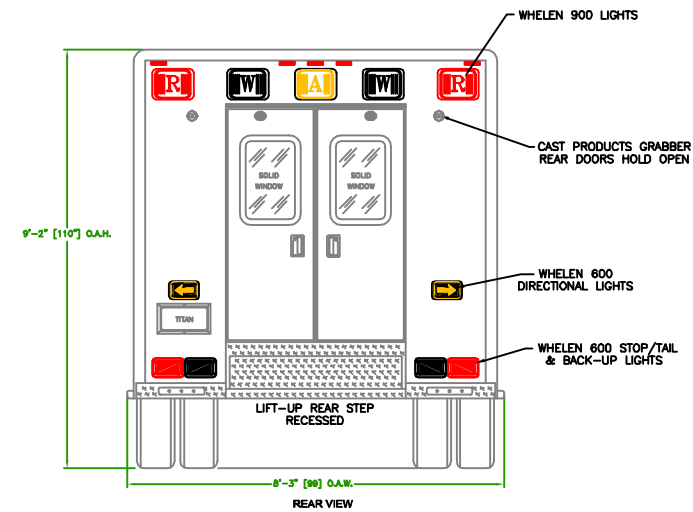


FRONT VIEW

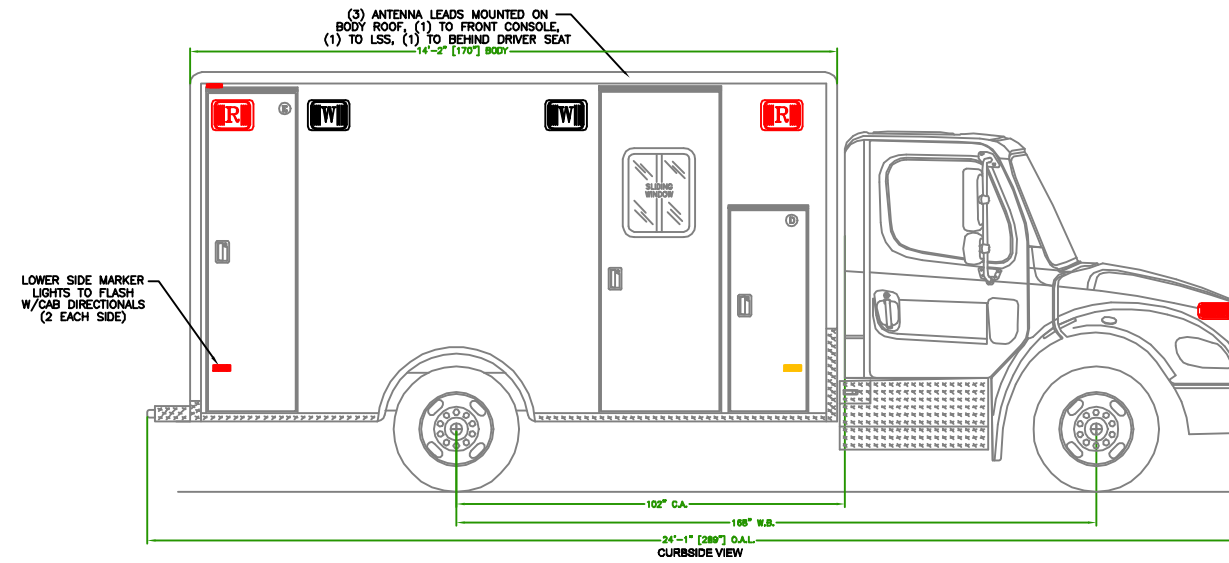


STREETSIDE VIEW

COMPARTMENT DESCRIPTIONS				
	WIDTH	HEIGHT	DEPTH	PURPOSE
(A)	20	83	21 3/4	OXYGEN STORAGE
(B)	40 3/8	39	21 3/4	EXTERIOR STORAGE
(C)	30 1/2	59	21 3/4	INTERIOR/EXTERIOR ACCESS STORAGE
(D)	20	52	21 3/4	INTERIOR/EXTERIOR ACCESS STORAGE
(E)	24 1/2	83	21 3/4	BACKBOARD STORAGE
	29	80		SIDE ENTRANCE DOOR
	44 1/4	58		REAR ENTRANCE DOORS
DIMENSIONS APPROXIMATE				

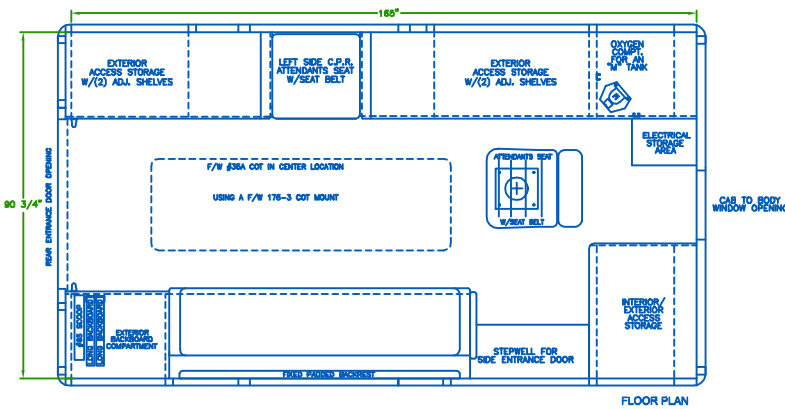


REAR VIEW

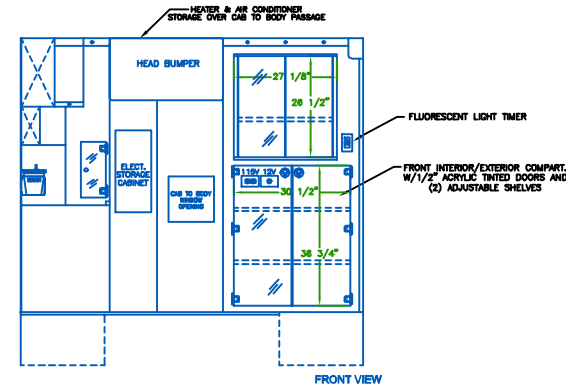


CURBSIDE VIEW

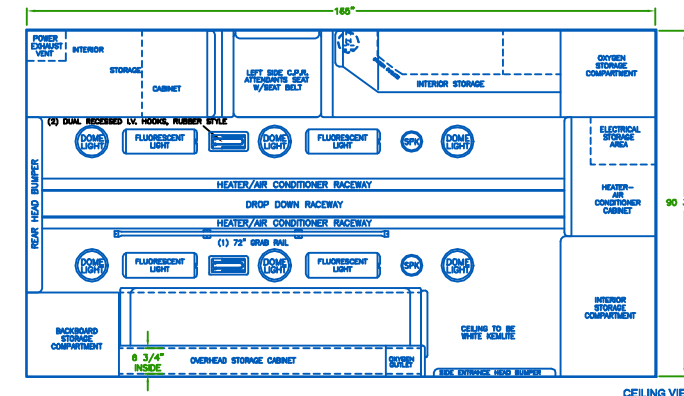
**INTERIOR
 DIMENSIONS**
 HEIGHT 72"
 LENGTH 165"
 WIDTH 90"



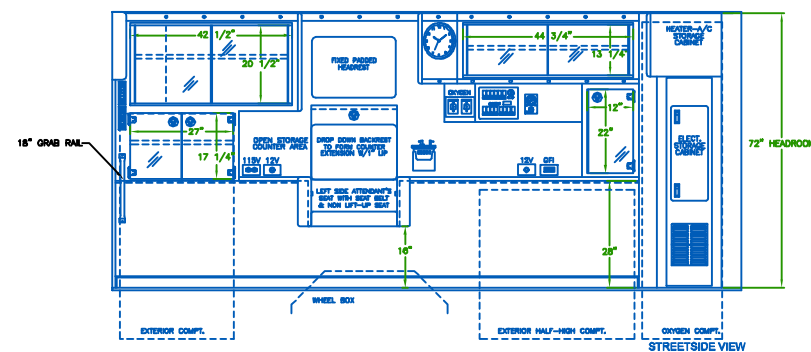
FLOOR PLAN



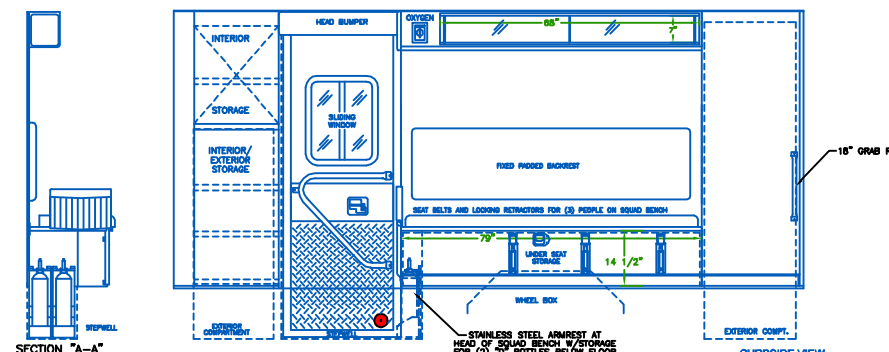
FRONT VIEW



CEILING VIEW



STREETSIDE VIEW



CURBSIDE VIEW

SECTION "A-A"
 SIDE VIEW

STAINLESS STEEL ARMREST AT HEAD OF SQUAD BENCH W/STORAGE FOR (2) 1" BOTTLES BELOW FLOOR INTO STEPWELL WITH 7'W FAST BRACKETS

- NOTES:**
- 1.) DRAWINGS ARE FOR REPRESENTATIONAL PURPOSES ONLY.
 - 2.) ALL DIMENSIONS SHOWN ARE APPROXIMATE.
 - 3.) EXTERIOR COMPARTMENT DIMENSIONS REFLECT WALL TO WALL MEASUREMENTS. PASS THROUGH OPENINGS WILL BE SMALLER.
 - 4.) INTERIOR CABINET DIMENSIONS REFLECT THE CABINET OPENING. PASS THROUGH OPENINGS WILL BE SMALLER.
 - 5.) DIMENSIONS FOR OVERALL HEIGHT AND OVERALL LENGTH ARE APPROXIMATE UNTIL THE CHASSIS IS BUILT AND RECEIVED AT OUR FACTORY.



"NOTICE"
 The drawing and data thereon shall not be duplicated, used or disclosed to others for procurement or manufacturing purposes, except as otherwise authorized by contract, without written permission of P.L. CUSTOM BODY & EQUIPMENT CO., INC. We reserve the right to make changes at any time, without notice, in materials, equipment & specifications. Written specifications take precedence over drawings which are for clarity only. All reproductions shall bear this notice.

DWG REV.	QW REV.	DATE	BY

TITAN SERIES
 FREIGHTLINER
 MODEL NO. FREIGHTLINER 72" C.A. 165" E.H.
 DO NOT SCALE DRAWING
 DESIGNED BY DIANA RITTER DATE 3/2010
 SCALE 3/4" = 1'-0" SHEET 1 OF 1
 DWG 0001 REV A0000