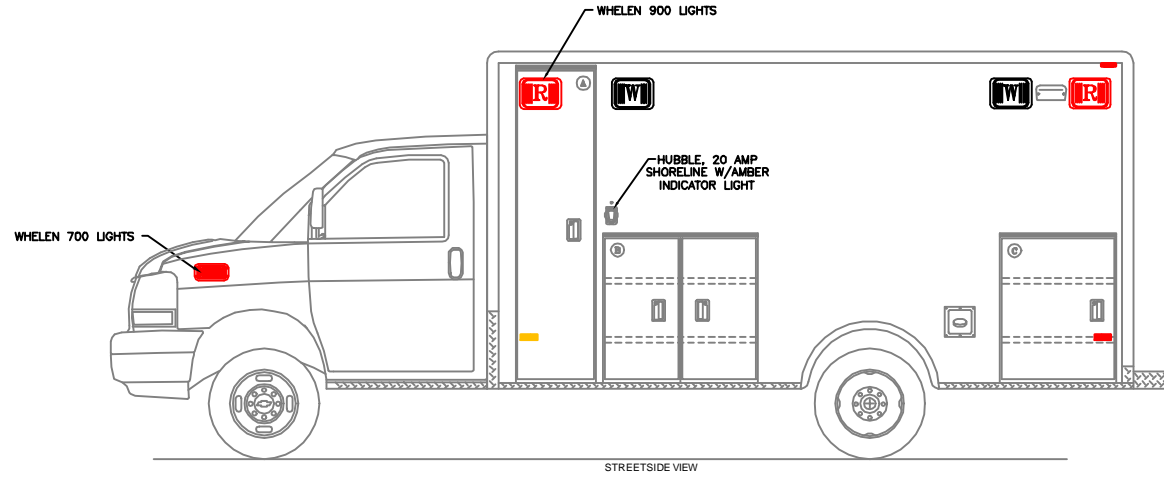
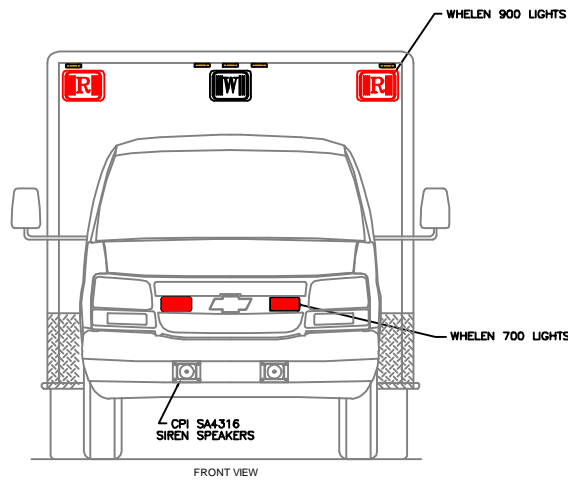
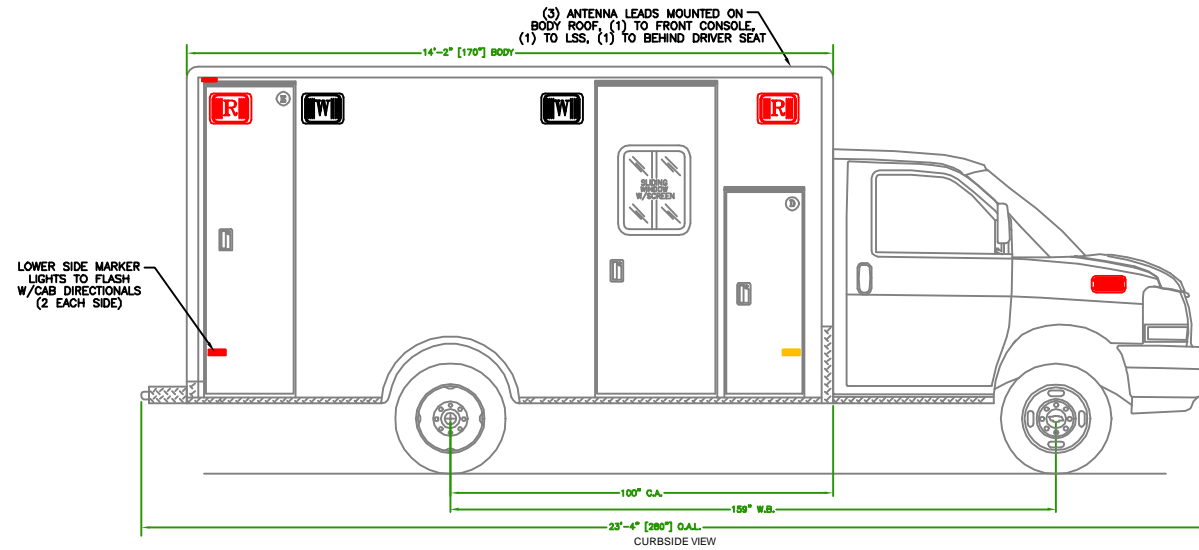
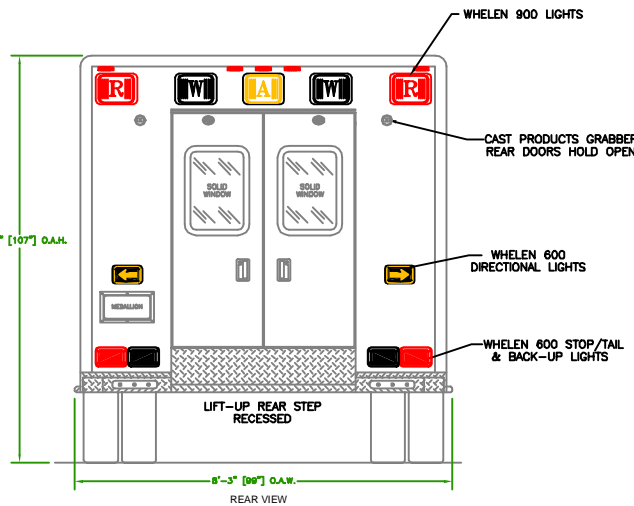


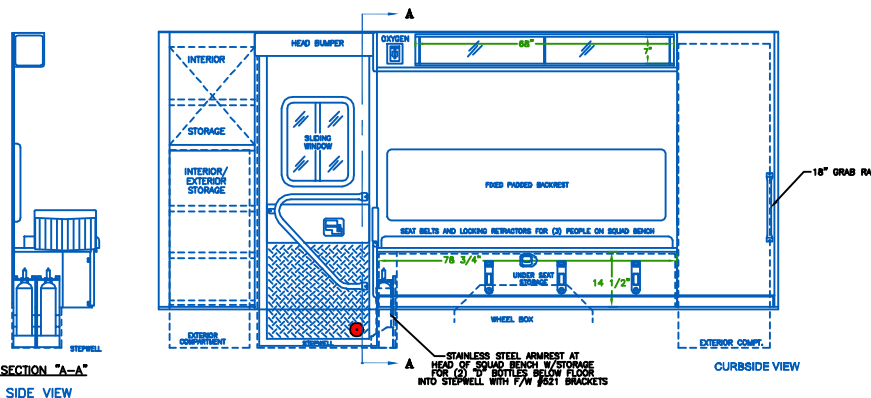
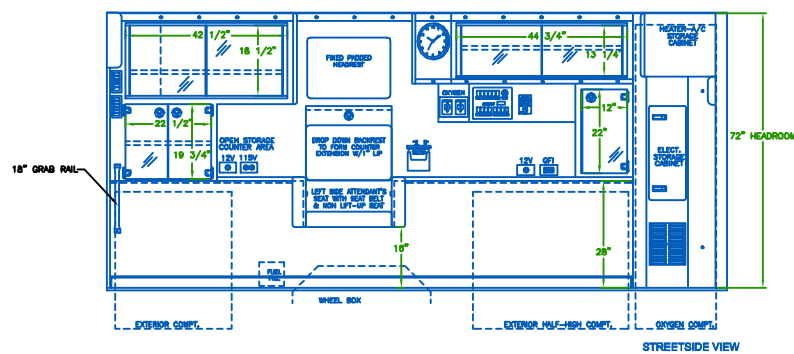
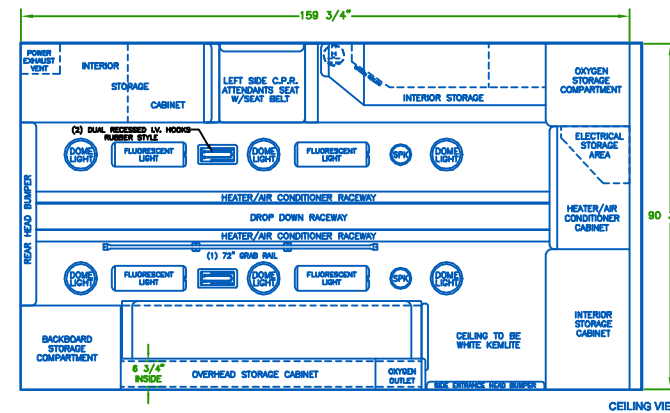
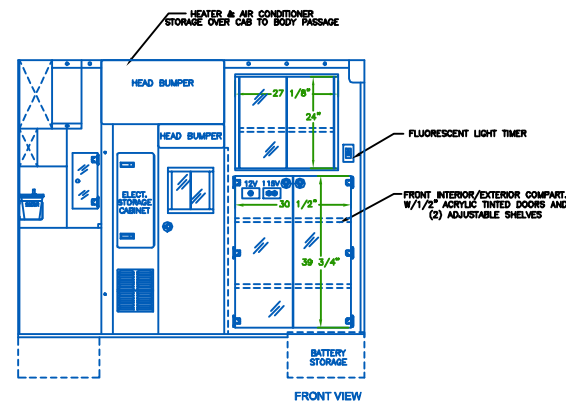
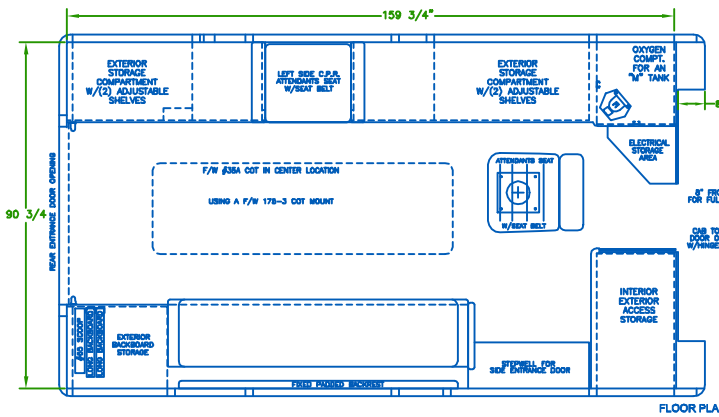
CUSTOM DESIGNED FOR
MEDALLION G-CUT
170" BODY 72" HR
 BY
P.L. CUSTOM
EMERGENCY VEHICLES



COMPARTMENT DESCRIPTIONS				
	WIDTH	HEIGHT	DEPTH	PURPOSE
(A)	20	80	21	OXYGEN STORAGE
(B)	40 3/8	36	20	EXTERIOR STORAGE
(C)	31	36	20	EXTERIOR STORAGE
(D)	20	52	20	INTERIOR/EXTERIOR ACCESS STORAGE
(E)	24 1/2	80	21 1/4	BACKBOARD STORAGE
	29	77		SIDE ENTRANCE DOOR OPENING
	46 1/4	58		REAR ENTRANCE DOOR OPENING
ALL DIMENSIONS APPROXIMATE				



INTERIOR DIMENSIONS
 HEIGHT 72"
 LENGTH 160"
 WIDTH 90"



- NOTES:**
- 1) DRAWINGS ARE FOR REPRESENTATIONAL PURPOSES ONLY.
 - 2) ALL DIMENSIONS SHOWN ARE APPROXIMATE.
 - 3) EXTERIOR COMPARTMENT DIMENSIONS REFLECT WALL TO WALL MEASUREMENTS. PASS THROUGH OPENINGS WILL BE SMALLER.
 - 4) INTERIOR CABINET DIMENSIONS REFLECT THE CABINET OPENING. PASS THROUGH OPENINGS WILL BE SMALLER.
 - 5) DIMENSIONS FOR OVERALL HEIGHT AND OVERALL LENGTH ARE APPROXIMATE UNTIL THE CHASSIS IS BUILT AND RECEIVED AT OUR FACTORY.

APPROVAL	
TITLE	DATE
CUSTOMER DESIGNER	DATE

DWG. REV.	CH. REV.	DATE	BY

MEDALLION SERIES
 CUSTOMER: MEDALLION CHEVY G-CUT
 MODEL: CHEVY 3500 4X4
 DO NOT SCALE DRAWING
 DESIGNED BY: DIANA RITTER
 DATE: 3/2010
 SCALE: 3/4" = 1'-0"
 SHEET: 1 OF 1
 DWG. NO: 0001
 REV. NO: A0000



"NOTICE"
 The drawing and data thereon shall not be duplicated, used or disclosed to others for procurement or manufacturing purposes, except as otherwise authorized by contract, without written permission of P.L. CUSTOM BODY & EQUIPMENT CO., INC. We reserve the right to make changes at any time, without notice, in materials, equipment & specifications. Written specifications take precedence over drawings which are for clarity only. All reproductions shall bear this notice.