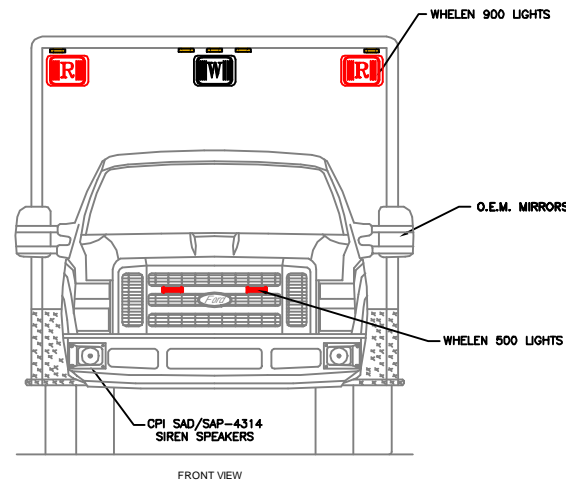
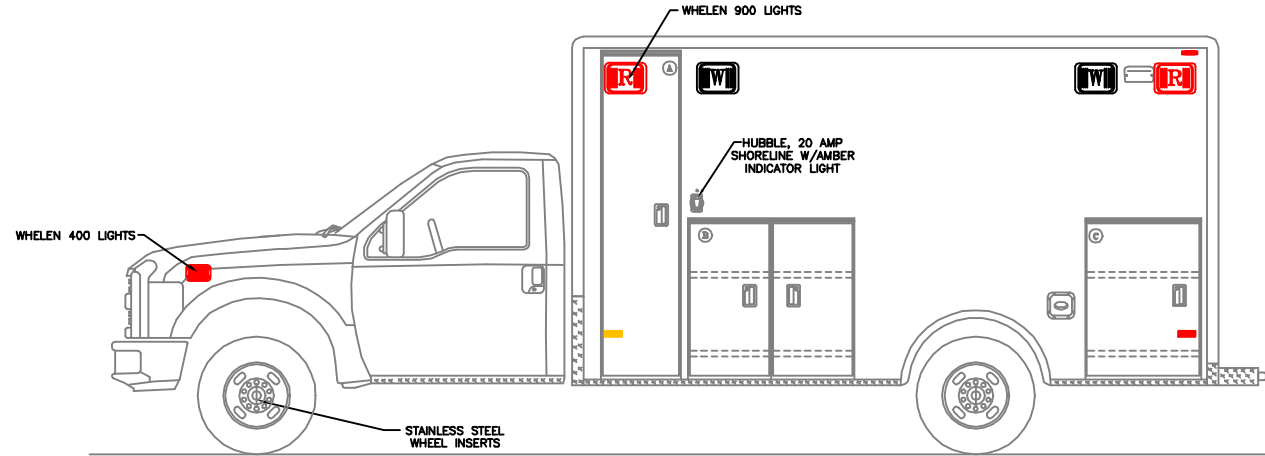


CUSTOM DESIGNED FOR
CLASSIC F-450 170 72" HR
 BY
P.L. CUSTOM
 EMERGENCY VEHICLES

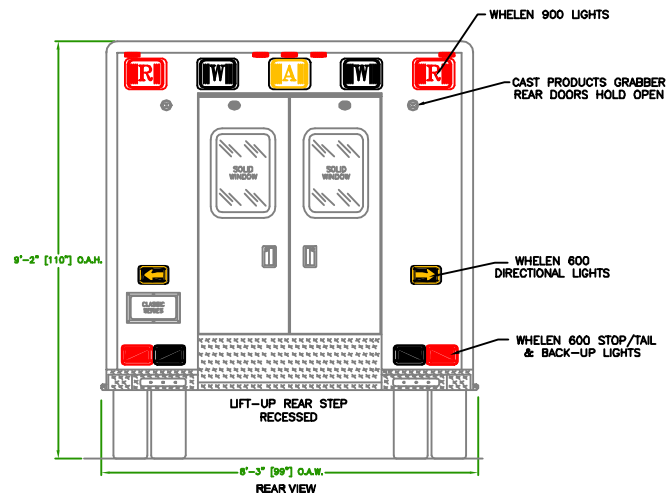


FRONT VIEW

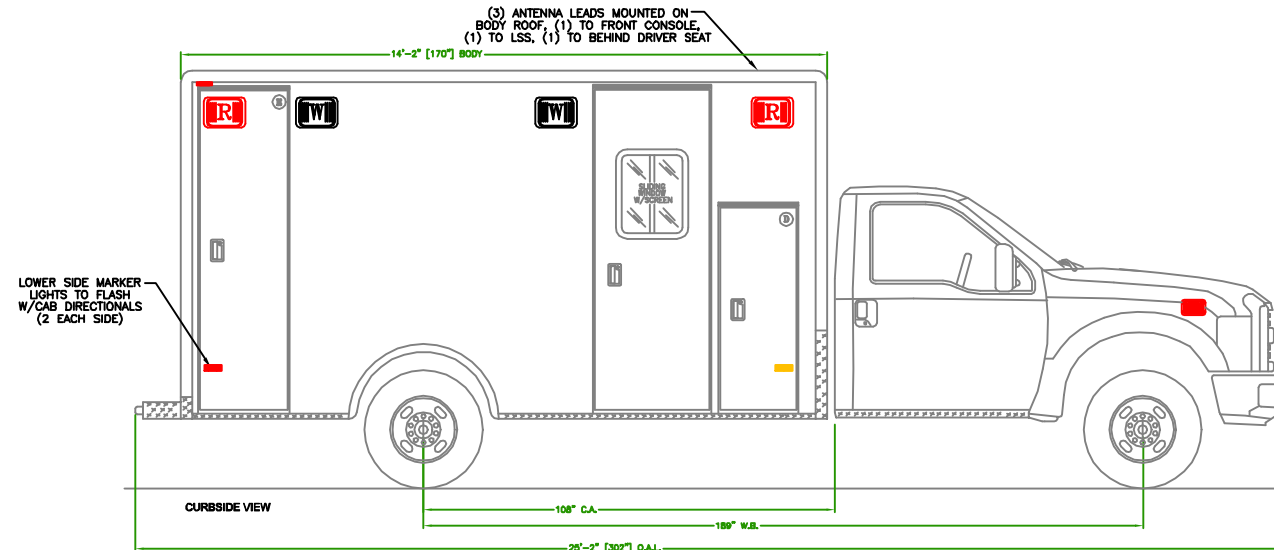


STREETSIDE VIEW

COMPARTMENT DESCRIPTIONS				
	WIDTH	HEIGHT	DEPTH	PURPOSE
(A)	20	83	21	OXYGEN STORAGE
(B)	43 3/8	39	20	EXTERIOR STORAGE
(C)	31	39	20	EXTERIOR STORAGE
(D)	20	52	20	INTERIOR/EXTERIOR ACCESS STORAGE
(E)	24 1/2	83	21 1/4	BACKBOARD STORAGE
	29	80		SIDE ENTRANCE DOOR
	46 1/4	58		REAR ENTRANCE DOORS
ALL DIMENSIONS APPROXIMATE				

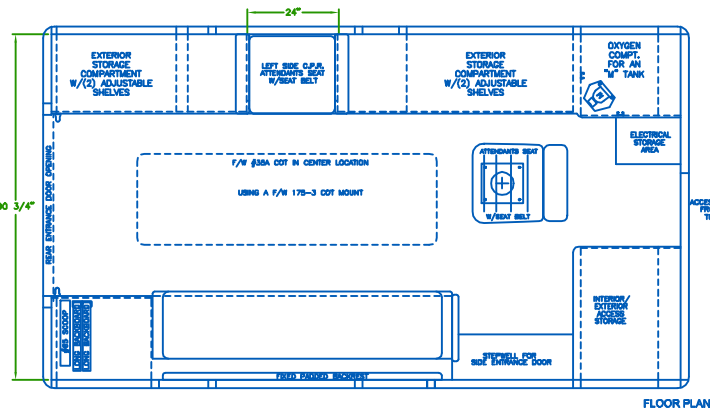


REAR VIEW

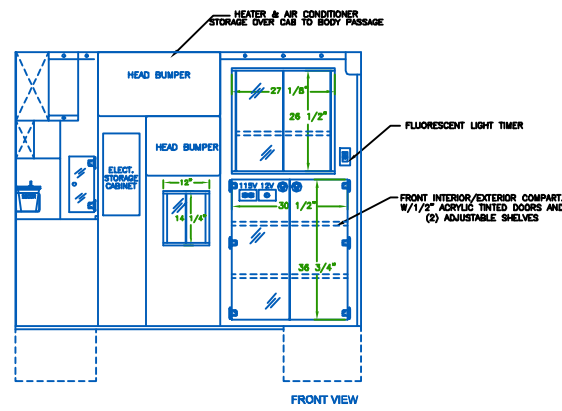


CURBSIDE VIEW

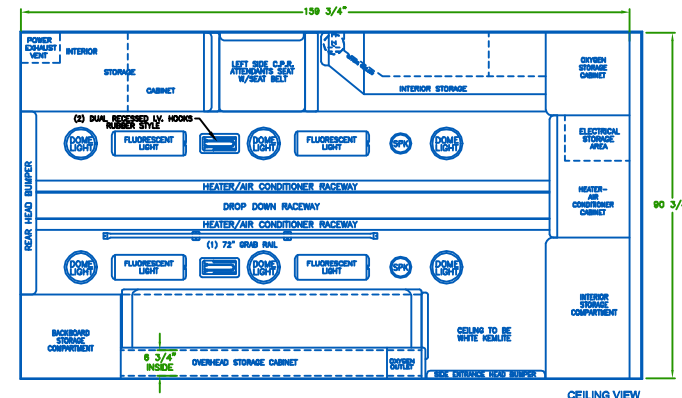
INTERIOR DIMENSIONS
 HEIGHT 72"
 LENGTH 160"
 WIDTH 90"



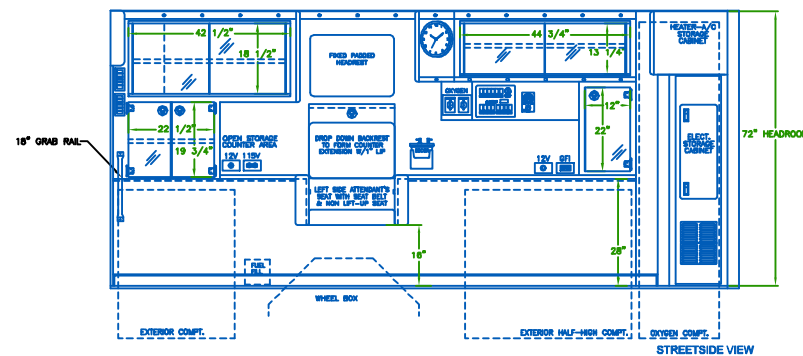
FLOOR PLAN



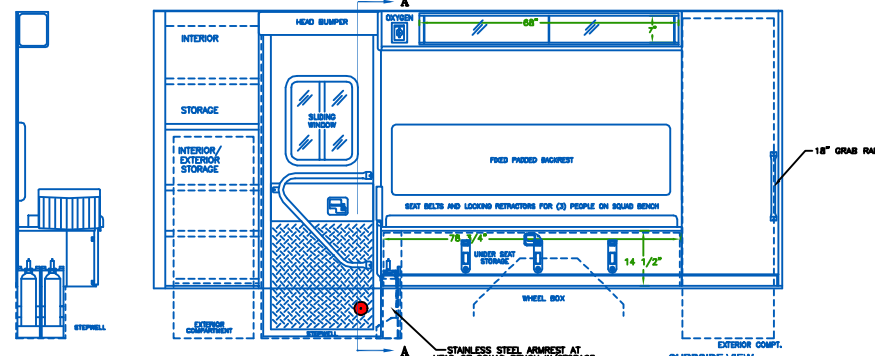
FRONT VIEW



CEILING VIEW



STREETSIDE VIEW



CURBSIDE VIEW

SECTION "A-A" SIDE VIEW

APPROVAL	
TITLE	DATE
CUSTOMER APPROVAL	DATE

- NOTES:**
- 1) DRAWINGS ARE FOR REPRESENTATIONAL PURPOSES ONLY.
 - 2) ALL DIMENSIONS SHOWN ARE APPROXIMATE.
 - 3) EXTERIOR COMPARTMENT DIMENSIONS REFLECT WALL TO WALL MEASUREMENTS. PASS THROUGH OPENINGS WILL BE SMALLER.
 - 4) INTERIOR CABINET DIMENSIONS REFLECT THE CABINET OPENING. PASS THROUGH OPENINGS WILL BE SMALLER.
 - 5) DIMENSIONS FOR OVERALL HEIGHT AND OVERALL LENGTH ARE APPROXIMATE UNTIL THE CHASSIS IS BUILT AND RECEIVED AT OUR FACTORY.



"NOTICE"
 This drawing and data thereon shall not be duplicated, used or disclosed to others for procurement or manufacturing purposes, except as otherwise authorized by contract, without written permission of P.L. CUSTOM BODY & EQUIPMENT CO., INC. We reserve the right to make changes at any time, without notice, in materials, equipment & specifications. Written specifications take precedence over drawings which are for clarity only. All reproductions shall bear this notice.

DWG REV.	CHG REV.	DATE	BY

CLASSIC SERIES
 CLASSIC F-SERIES
 DO NOT SCALE DRAWING
 DWG: DIANA BITTER 3/2010
 SCALE: 3/4" = 1'-0" SHEET 1 OF 1
 DWG: 0001 REV: A0000